

St. Paul Lutheran School Tuition Schedule

Preschool Tuition Information




Church Membership Status	St. Paul Members	Sister WELS/ELS	Non WELS/ELS
Cost to educate a student at St. Paul Lutheran School	\$4,800	\$4,800	\$4,800
St. Paul Church Contribution	\$2,400	\$0	\$300
3K - 4K Final Tuition Cost	\$2,400 (\$1,920 - 3 Day Program)	\$4,800 (\$3,840 - 3 Day Program)	\$4,500 (\$2,400 - 3 Day Program)

K-8 Tuition Information

Church Membership Status	St. Paul Members	Sister WELS/ELS	Non WELS/ELS
Cost to educate a student at St. Paul Lutheran School	\$8,800	\$8,800	\$8,800
St. Paul Church Contribution	\$6,400	\$0	\$4,300
K-8th grade Final Tuition Cost	\$2,400	\$8,800	\$4,500

Multi Student Discounts (Rates apply to St. Paul Members):
 Second child: \$2200 Third child: \$2000 Fourth child \$1800

Tuition Explanation

-  **St. Paul Member Tuition:** Families that have chosen St. Paul Lutheran Church as their church home are charged the rate above as set by our Church Council. These families also support the overall ministry of our congregation through their offering contributions.
-  **Sister WELS/ELS Tuition:** St. Paul Lutheran School serves families that have made other WELS/ELS churches their church home. These WELS/ELS churches offer tuition assistance to their church families. Families should contact their pastor or congregational leadership for information on tuition assistance.
-  **Non-WELS/ELS Tuition:** St. Paul Lutheran School serves families without a church home or who have made other churches their church home. These families are charged a “non-WELS/ELS tuition rate.”

Tuition Assistance Options

Wisconsin Parental Choice Program (WPCP)

St. Paul Lutheran School participates in the Wisconsin Parental School Choice Program (WPCP). This program does have the following eligibility requirements:

- 🏠 **New** students (any grade level K-8) who meet the income eligibility guidelines below may apply
- 🏠 **New or current students entering 4 Year Old Kindergarten, 5 Year Old Kindergarten, or 1st grade** and meeting the income eligibility guidelines below may apply
- 🏠 The application period is open from February 1st - April 18th.

St. Paul Scholarships

St. Paul Lutheran School is committed to ensuring money is not a barrier to any family. In addition to participating in the Wisconsin Parental Choice Program, we offer families scholarships.

- 🏠 All school families can apply for tuition assistance by completing an application. Applications are available by clicking [here](#), emailing office@stpaulgreenbay.com, or calling the school office at 920-435-8468.
- 🏠 The application period is open from March 1st - April 15th.

WPCP 2025-2026 Income Eligibility Guidelines

Family Size	Single Income (AGI)*	Married Income (AGI)*
2	\$44,968	N/A
3	\$56,804	\$63,804
4	\$68,640	\$75,640
5	\$80,476	\$87,476
6	\$92,312	\$99,312
	Add \$11,836 for each additional family member	Add \$11,836 for each additional family member

*As determined by the Adjusted Gross Income (AGI) on the federal income tax return for the prior calendar year (2024 for the 2025-26 school year.)